






**SWITCHES**

| Type   | Appearance  | Part NO.   | Contact  |  |
|--|---|--|--|--|
| Single button  |    | 34306<br>34305<br>34307<br>37199<br>37114<br>39868 | 1 O( 1 N/O )<br>1 C( 1 N/C )<br>1 O/C(N/O+N/C)<br>2/O( 2 N/O )<br>2/C( 2 N/C )<br>2 O/C<br>(2 N/O+2 N/C) |  |
| Pilot light<br>mounting hole<br>8mm φ                      |    | 36087<br>34315<br>35293<br>36082                   | 12V DC<br>24V DC<br>110V AC<br>220V AC   |  |
| Pilot light<br>mounting hole<br>10mm φ                     |  | 36088<br>36081<br>34316<br>36083                   | 12V DC<br>24V DC<br>110V AC<br>220V AC   |  |
| Pilot light<br>housing<br>(one button<br>space )           |  | 35181<br>36042<br>34303<br>37581                   | 12V DC<br>24V DC<br>110V AC<br>220V AC   |  |
| Push button<br>switch for horn<br>mounting hole<br>10mmdia |  | 34312  | 1/O ( N/O )<br>Contact<br>125V 3A<br>250V 1.5A   |  |