





SWITCHES

Type	Appearance	Part NO.	Contact	
Emergency stop (E-stop)		37122 34313 37123 37125 37124	1O (1 N/O) 1C (1 N/C) 1O/C(N/O+N/C) 2/O (2 N/O) 2/C (2 N/C)	
Selector switch 2 position		37108 37107 34317 34318 37109	1O (1 N/O) 1C (1 N/C) 1O/C(N/O+N/C) 2/O (2 N/O) 2/C (2 N/C)	
Selector switch 3 position		37110 34320 34319	1O/C(N/O+N/C) 2/O (2 N/O) 2/C (2 N/C)	
Contact			1O (1 N/O) 1C (1 N/C) 1O/C(N/O+N/C) 2/O (2 N/O) 2/C (2 N/C)	